

KENWOOD

Listen to the Future

NEW PRODUCT • NEW PRODUCT • NEW PRODUCT • NEW PRODUCT • NEW PRODUCT • NEW PRODUCT • NEW PRODUCT • NEW PRODUCT • NEW PRODUCT • NEW PRODUCT

NEXEDGE®

NX-220/320

NEXEDGE® VHF/UHF Digital & Analog Portable Radios

NXDN® **FleetSync®**
by KENWOOD

● GENERAL FEATURES

- 5 W (136-174 MHz) Models
- 5 W (400-470, 450-520 MHz) Models
- 260 CH-GID / 128 Zones
- 64 CH-GID / 4 Zones (Non Display Version)
- 12-Key Keypad Models
- 8 Character Alphanumeric Aliases
- Backlit LCD & Keys
- Function/Status LCD Icons
- Transmit/Busy/Call Alert/Warn LED
- On/Off Volume Knob
- 16-Position Mechanical Selector
- 4 Front PF Keys
- 3 Side PF Keys
- Emergency/AUX Key
- Built-in Motion Sensor
- 500 mW Speaker Audio
- Zone/CH# Voice Announcement
- KMC-48GPS Speaker Mic Option
- KPG-141D Windows® FPU
- Flash Firmware Upgrading
- MIL-STD-810 C/D/E/F/G
- IP54/55 Water & Dust Intrusion
- PC Serial Interface
- SDM Manual Input¹
- Transparent Data Mode¹

● DIGITAL – GENERAL

- NXDN® Digital Air Interface
- AMBE+2™ VOCODER
- 6.25 & 12.5 kHz Channels
- Over-the-Air Alias
- Over-the-Air Programming
- Paging Call
- Emergency Call
- All Group Call
- Status Messaging^{1,2}
- Remote Stun/Kill¹
- Remote Check¹
- Short & Long Data Messages¹
- GPS Location with Voice¹
- NXDN® Scrambler Included

● MULTI-SITE IP NETWORKS COMPATIBLE

- 60,000 GIDs / UIDs
- Wide Area Group Call
- Auto Roaming Registration
- Group Registration

● SCAN

- Single Zone / Multi-Zone / List Scan
- Single Priority Scan (Conventional)

● ANALOG MODES – GENERAL

- 12.5 & 25* kHz Channels
- Conventional & LTR® Zones
- FleetSync®/II, MDC-1200, DTMF³
- QT/DQT/Two-Tone (Conventional Zones Only)³
- Voice Inversion Scrambler (16 Codes)

● FleetSync®/II

- PTT ID ANI / Caller ID³
- Selective / Group Call³
- Emergency, Status & Text Messages¹

● MDC-1200

- PTT ID ANI / Caller ID³
- Emergency, Radio Check & Inhibit

● DIGITAL – CONVENTIONAL MODE

- 64 Radio Access Numbers (RAN)
- Individual & Group Selective Call³
- Mixed FM/Digital Operation
- Conventional IP Networks
- Site Roaming





















● DIGITAL – TRUNKING MODE

- Individual Private Call
- Group Call & Broadcast Call
- Telephone Interconnect
- Transmission Trunked Mode⁴
- Message Trunked Mode⁴
- Call Queuing with Priority⁴
- Late Entry (UID & GID)⁴
- 4 Priority Monitor ID's⁴
- Remote Group Add¹
- Failsoft Mode

Three Models Available:
Basic Unit: No LCD, No Front Keys
8-Character LCD, 4 PF Keys
8-Character LCD, 4 PF Keys, 12-Key DTMF:PF Keypad
(Not Actual Size)



Options

<ul style="list-style-type: none"> KNB-55L Li-ion Battery Pack (1,480mAh) KNB-56N Ni-MH Battery Pack (1,400mAh) KNB-57L Li-ion Battery Pack (2,000mAh) 	<ul style="list-style-type: none"> KRA-22 VHF Low Profile Helical Antenna KRA-23 UHF Low Profile Helical Antenna KRA-26 VHF Helical Antenna KRA-27 UHF Whip Antenna    	<ul style="list-style-type: none"> KMC-48GPS GPS Speaker Microphone KEP-2 Earphone Kit for KMC-45 (2.5mm plug) KHS-22 Head Set KVC-3 Regular Rate Vehicular Charger Adapter (for KSC-30) KVC-4 Rapid Rate Vehicular Charger Adapter (for KSC-25)     	<ul style="list-style-type: none"> KHS-7A Lightweight Single Muff Headset KHS-8BL 2-wire Palm Mic with Earphone (Black) KHS-9BL 3-wire Lapel Mic with Earphone (Black) KLH-179 Leather Case KLH-180 Nylon Case KBH-12 Belt Clip      
<ul style="list-style-type: none"> KBP-5 Battery Case KSC-25 Rapid Charger KSC-30 Regular Charger for KNB-56N KSC-256K Six Unit Gang Charger    			

All accessories and options may not be available in all markets. Contact an authorized Kenwood dealer for details and complete list of all accessories and options.

Main Specifications

		NX-220	NX-320
GENERAL			
Frequency Range	Type 1 Type 2	136-174 MHz	450-520 MHz 400-470 MHz
Number of Channels	w/LCD Model		260
	w/o LCD Model		64
Zones	w/LCD Model		128
	w/o LCD Model		4
Max. Channels per Zone	w/LCD Model		250
	w/o LCD Model		16
Channel Spacing	Analog Digital	12.5 / 15 / 25* / 30* kHz 6.25 / 12.5 kHz	12.5 / 25* kHz 6.25 / 12.5 kHz
Operating Voltage		7.5V DC ± 20%	
Battery Life 5-5-90	KNB-55L (1480)	Approx. 8.5 hours	
	KNB-56N (1400)	Approx. 8.5 hours	
	KNB-57L (2000)	Approx. 11.5 hours	
		Approx. 11.5 hours	
Operating Temperature Range**		-22° F to +140° F (-30° C to +60° C)	
Frequency Stability		± 2.0 ppm ± 1.0 ppm	
Antenna Impedance		50 Ω	
Dimensions (W x H x D) Projections not included	with KNB-55L	2.20 x 4.35 x 1.48 in (56 x 110.5 x 37.5 mm)	
	with KNB-56N	2.20 x 4.35 x 1.70 in (56 x 110.5 x 43.2 mm)	
	with KNB-57L	2.20 x 4.35 x 1.55 in (56 x 110.5 x 39.5 mm)	
Weight (net)	with KNB-55L	10.76 oz (305 g)	
	with KNB-56N	14.29 oz (405 g)	
	with KNB-57L	11.64 oz (330 g)	
		11.64 oz (330 g)	
FCC ID	Type 1 Type 2	ALH430900	FCC Cert. Pending*** FCC Cert. Pending***
IC Certification	Type 1 Type 2	282D-430900	Pending

		NX-220	NX-320
RECEIVER			
Sensitivity	Digital @ 6.25 kHz (3% BER)		0.20 μV
	Digital @ 12.5 kHz (3% BER)		0.25 μV
	Analog (12 dB SINAD)		0.25 μV
Selectivity	Analog @ 25 kHz		72 dB
	Analog @ 12.5 kHz		65 dB
Intermodulation Distortion	Analog		70 dB
Spurious Response	Analog		70 dB
Audio Distortion			Less than 3%
Audio Output			500 mW / 8 Ω
TRANSMITTER			
RF Power Output			5 W / 1 W
Spurious Response			70 dB
FM Hum & Noise	Analog @ 25 kHz		45 dB
	Analog @ 12.5 kHz		40 dB
Audio Distortion			Less than 3%
Modulation			16K0F3E, 11K0F3E, 8K30F1E, 8K30F1D, 8K30F7W, 4K00F1E, 4K00F1D, 4K00F7W, 4K00F2D

Analog measurements made per TIA/EIA 603 and specifications shown are typical. Kenwood reserves the right to change specifications without prior notice or obligation.
 * 25 kHz is for sale in the USA and the US territories.
 ** Operating temp. range of the KNB-55L/57L: -10°C to +60°C
 *** This device has not been authorized as required by the rules of the Federal Communications Commission. This device, and may not be, offered for sale or lease, or sold or leased, until authorization is obtained.

Footnotes from Front:
 1 Requires NX subscriber unit PC Serial Interface compatible software application (e.g Kenwood AVL & Dispatch Messaging software) or hardware (e.g. console).
 2 Non Display Model- Pre-programmed key operation.
 3 Non Display Model- Some screen/key-based functions are not available.
 4 These trunked features are primarily system programming and operational dependent. Priority Monitor also requires NX subscriber settings.

FleetSync™ is a registered trademark of Kenwood Corporation.
 LTR™ is a registered trademark of Transcript International.
 AMBE+2™ is a trademark of Digital Voice Systems Inc.
 Windows® is a registered trademark of Microsoft Corporation.
 NXDN® is a registered trademark of Kenwood Corporation and Icom Inc.
 NEXEDGE® is a registered trademark of Kenwood Corporation.

Applicable MIL-STD & IP

MIL Standard	MIL 810C Methods/Procedures	MIL 810D Methods/Procedures	MIL 810E Methods/Procedures	MIL 810F Methods/Procedures	MIL 810G Methods/Procedures
Low Pressure	500.1/Procedure I	500.2/Procedure I, II	500.3/Procedure I, II	500.4/Procedure I, II	500.5/Procedure I, II
High Temperature	501.1/Procedure I, II	501.2/Procedure I, II	501.3/Procedure I, II	501.4/Procedure I, II	501.5/Procedure I, II
Low Temperature	502.1/Procedure I	502.2/Procedure I, II	502.3/Procedure I, II	502.4/Procedure I, II	502.5/Procedure I, II
Temperature Shock	503.1/Procedure I	503.2/Procedure I	503.3/Procedure I	503.4/Procedure I, II	503.5/Procedure I
Solar Radiation	505.1/Procedure I	505.2/Procedure I	505.3/Procedure I	505.4/Procedure I	505.5/Procedure I
Rain	506.1/Procedure I, II	506.2/Procedure I, II	506.3/Procedure I, II	506.4/Procedure I, III	506.5/Procedure I, III
Humidity	507.1/Procedure I, II	507.2/Procedure II, III	507.3/Procedure II, III	507.4	507.5/Procedure II
Salt Fog	509.1/Procedure I	509.2/Procedure I	509.3/Procedure I	509.4	509.5
Dust	510.1/Procedure I	510.2/Procedure I	510.3/Procedure I	510.4/Procedure I, III	510.5/Procedure I
Vibration	514.2/Procedure VIII, X	514.3/Procedure I	514.4/Procedure I	514.5/Procedure I	514.6/Procedure I
Shock	516.2/Procedure I, II, V	516.3/Procedure I, IV	516.4/Procedure I, IV	516.5/Procedure I, IV	516.6/Procedure I, IV
International Protection Standard					
Dust & Water Protection	IP54/55				

*To meet MIL810 and IP grade, the 2-pin connector has to be connected.

Listen to the Future

Kenwood has always connected with people through sound. Now we want to expand the world of sound in ways that only Kenwood can, listening to our customers and to the pulse of the coming age as we head toward a future of shared discovery, inspiration and enjoyment.

Kenwood U.S.A. Corporation
 Communications Sector Headquarters
 3970 Johns Creek Court, Suite 100, Suwanee, GA 30024
 Order Administration/Distribution
 P.O. BOX 22745, 2201 East Dominguez St., Long Beach, CA 90801-5745

Kenwood Electronics Canada Inc.
 Canadian Headquarters and Distribution
 6070 Kestrel Road, Mississauga, Ontario, Canada L5T 1S8


 www.kenwood.com

